

# COMPACT DISC HARROWS **HELIODOR AND RUBIN**



## CONTENTS

<b>Model comparison</b>	<b>4</b>
<b>Heliodor 9</b>	<b>8</b>
Equipment overview	10
Highlights	12
Technical data	17
<b>Rubin</b>	<b>18</b>
Technology	20
<b>Rubin 10</b>	<b>24</b>
Equipment overview	24
Models	26
Highlights	28
Technical data	33
<b>Rubin 12</b>	<b>34</b>
Equipment overview	34
Models	36
Highlights	38
Technical data	41
<b>Service</b>	<b>42</b>



Calls to reduce the application of crop care products in arable farming are getting increasingly louder. As a result, we're seeing a real renaissance in stubble cultivation as a good way to control weeds mechanically.

So, what does it take to be successful? During the first shallow pass, volunteer cereals and weed seeds are encouraged to germinate. At the same time, chopped straw, stubble and roots still on the field are incorporated and mixed into the soil to promote rapid rotting.

During dry summers, stubble cultivation offers another important benefit: it loosens the upper soil layer, breaking up capillary action and reducing evaporation to retain valuable moisture in the soil. The first stubble cultivation pass is sometimes followed by another, deeper pass, which serves to control emerging volunteer cereals and weeds mechanically.

Organic fertilisers such as slurry, digestate, compost and manure can be incorporated at the same time. Depending on the subsequent crop, which can be grown as a main or catch crop, an additional pass is required to prepare the seedbed. This comprehensive soil cultivation method is an active form of crop care, as it reduces the use of crop care products in the next phase.

You are guaranteed to find the perfect machine to meet your requirements in our wide range of LEMKEN compact disc harrows.

See for yourself how our **Rubin** and **Heliodor** compact disc harrows can provide optimum preparation for your soil.

OUR DRIVING FORCE:  
**YOUR SUCCESS!**

# THE RIGHT COMPACT DISC HARROW

	HELIODOR 9	RUBIN 10 U	RUBIN 12 U
<b>WORKING THE FULL WIDTH</b>	o (up to 7 cm) + (from 7 cm)	o+ (up to 7 cm) ++ (from 7 cm)	o (up to 7 cm) + (from 7 cm) ++ (from 10 cm)
<b>Mixing*</b>	+	++	++
<b>Loosening*</b>	+	++	++
<b>Levelling*</b>	++	++	++
<b>Reconsolidating*</b>	+	+	++
<b>Crushing*</b>	+	++	++
<b>CLOG-FREE OPERATION</b>			
<b>In chopped straw</b>	++	++	++
<b>In catch crops</b>	+	++	++
<b>In maize straw</b>	o	+	++
<b>WORKING ON</b>			
<b>Ploughed land</b>	++	o	+
<b>Heavy soil</b>	o	+	++
<b>Medium soil</b>	+	++	++
<b>Light soil</b>	++	+	+
<b>OPERATING SPEED</b>			
<b>Up to 7 km/h</b>	o	o	o
<b>Up to 12 km/h</b>	+	+	++
<b>Over 12 km/h</b>	++	++	+

\* depending on the scope of work

++ = very well suited

+ = well suited

o = less well suited



# ROW FOR ALL TYPES OF TERRAIN

	HELIODOR 9	RUBIN 10 U	RUBIN 12 U
<b>AVAILABLE TRACTOR OUTPUT</b>			
25 to 30 HP/m 18 to 22 kW/m	+	o	o
30 to 40 HP/m 22 to 29 kW/m	++	+	o
40 to 50 HP/m 29 to 37 kW/m	o	++	++
Over 50 HP/m Over 37 kW/m	o	o	++
<b>PENETRATION IN HARD SOILS</b>			
	o	+	++
<b>WORKING DEPTH</b>			
Up to 5 cm	+	++	+
5 to 12 cm	++	++	+
12 to 14 cm	o	+	++
14 to 20 cm	o	o	++

++ = very well suited

+ = well suited

o = less well suited

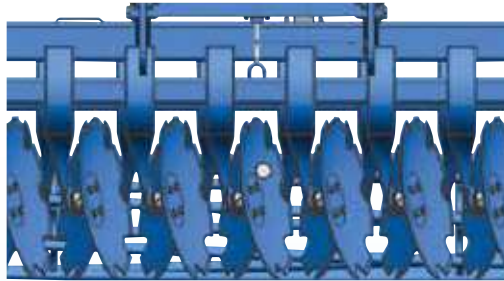


# IT ALL DEPENDS ON THE ANGLE

## HELIODOR 9

### Cutting angle

From 10.5° to the ground and 16.5° to the direction of travel




### Line distance:

12.5 cm

**Beam spacing:** 70 or 95 cm

**Underframe clearance:**

54,5 cm



## RUBIN 10

### Cutting angle

From 20° to the ground and 17° to the direction of travel for the first row of discs and 15° for the second

### Line distance:

12.5 cm

**Beam spacing:** 107 or 120 cm

**Underframe clearance:**

80 cm

Disc diameter 510 mm

Working depth 5 cm

10 cm

15 cm

20 cm

25 cm

Up to 12 cm

Up to 14 cm

# ANGLE

## RUBIN 12

### Cutting angle

From 20° to the ground and 16° to the direction of travel for the first row of discs and 14° for the second

### Line distance:

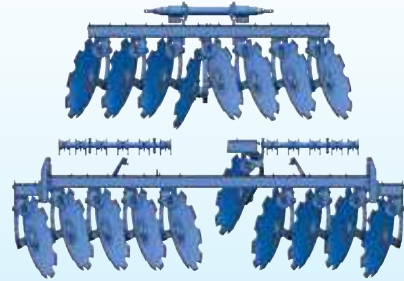


17 cm

### Beam spacing:

130 or 155 cm

### Underframe clearance:

80 cm



Disc diameter  
645 mm

Disc diameter  
736 mm

Up to 20 cm

COMPACT DISC HARROWS | HELIODOR 9

# HELIODOR 9

## A TRUE ALL-ROUNDER







The **Heliodor** compact disc harrow from **LEMKEN** is just as well suited to shallow stubble cultivation as it is to incorporating catch crops in light to medium soils without clogging.

During seedbed preparation, it loosens and incorporates the seedbed evenly, either after ploughing or for mulch seeding. When combined with the **LEMKEN** Solitair pneumatic seed drill, it creates a fast and powerful cultivation duo.

This makes it a true all-rounder and saves you valuable time as well as money.

# IDEALLY EQUIPPED

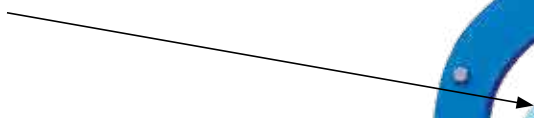
### Leaf springs

For good disc guiding



### Wide range of trailing rollers

For use in all conditions



### Low-wear, serrated concave discs

With a diameter of 510 mm

### Compact frame

With large clearances to prevent blockages and ensure it is easy to tow

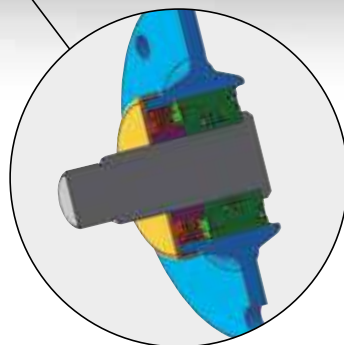

**Robust headstock**

To quickly adapt to different tractors



**High-grade steel**

Guarantees good stability and a long duration of use



**Maintenance-free disc bearings**

Guaranteed to always work perfectly

THE HELIODOR 9  
IN ACTION:



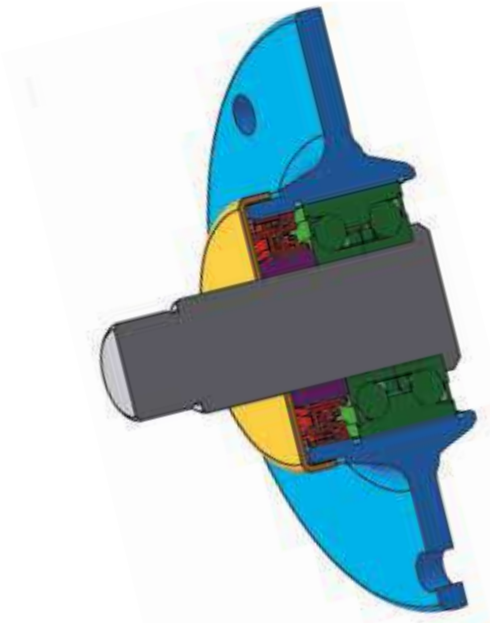
# BUILT FOR FARMERS



## **Compact frame**

The **Heliodor** features an open frame structure with large clearances to prevent blockages. Its short, compact structure with an optimum centre of gravity enables it to be used on lighter tractors that have a lower lifting capacity.

Optional boundary discs are available to ensure precise pass alignment. They can be easily adjusted using bolts to quickly adapt them to the specific conditions of use.



### Maintenance-free disc bearing

The high-quality angular ball bearings (green) guarantee the discs always function flawlessly.

The bearings are fully sealed so that no dirt can penetrate. An additional labyrinth seal (red) locks the bearing in from the outside. The lockable sturdy steel cover (yellow) prevents coiled up wire or twine from destroying the seal.



### Leaf springs to guide the discs

Each disc is individually attached to the frame via leaf springs for precise depth control. Unlike commonly used rubber buffers, leaf springs guarantee that the discs have significantly higher track stability during operation.

What's more, they also act as automatic overload protection. The disc working depth can be adjusted separately in the tractor track to achieve an optimum levelling effect.



### Robust headstock

Its numerous adjustment options mean that the robust headstock can be quickly adapted to a variety of tractors.

To guarantee good penetration in hard soils, additional weights can be integrated into the headstock. Up to 400 kilos for rigid implements and up to 500 kilos for folding variants.

The **Heliodor** can also be equipped with a cat. 3 or 4 N quick hitch to provide a quick and easy connection between the tractor and implement.

# ADAPTS TO YOUR SOIL



## **Optimum Ground Adaptation**

At working widths of 5 metres upwards, the **Heliodor** disc sections are fixed with self-levelling movement beneath the frame. Regardless of the chassis unit, the self-levelling suspension ensures that the implement runs smoothly while adapting the depth control to the contours of the field.



### Simple working depth settings

The **Harrow 1** precisely controls the working depth via a trailing roller. **LEMKEN** offers a wide range of rollers to meet every requirement for arable farmers.

The working depth on the roller can be changed quickly and easily via perforated adjustment plates with pins. The depth can be adjusted even more conveniently with optional hydraulic working depth settings. This enables you to alter the height quickly and easily from the cab while in motion.



### Perfect levelling with levelling tines

The harrow can optionally be fitted with 150 mm wide suspended levelling tines either in front of or behind the concave discs. They ensure that the seedbed is optimally levelled, especially after ploughing.

The pitch of the levelling tines is easy to adjust hydraulically from the cab.



### Boundary disc settings

The boundary discs are adjusted using bolts. This simple function enables easy adaptation to specific usage conditions.

# PERFECTLY COMBINED



## The flexibility of a modular system

Combining the **mounted Heliodor** with the Solitair pneumatic seed drill will enable you to work with extreme efficiency. High working speeds and low fuel requirements ensure you get the job done rapidly and cost-effectively.

The modular system made up of the **Heliodor** compact disc harrow, the Zirkon rotary harrow and the Solitair pneumatic seed drill, allows you to switch between different cultivation processes, even with mounted systems. The identical coupling points on the **Heliodor** and Zirkon enable a fast exchange of the seed drill setup. Both tillage implements can of course be used individually.





## Powerful combination

The **semi-mounted Heliodor** can be equipped with either a transport trailer or if fitted with the optional combination trailer, the Solitair 25 pneumatic seed drill can be quickly and easily coupled together. This powerful combination can be put to work on mulch seeding as well as more conventional processes. Different wheel sizes and optional brake systems are available for soil protection as well as safe transport on roads. The parallelogram-guided double-disc coulters with depth control rollers enable precise seed placement, even at high speeds.

Identical seed drill coupling points on all semi-mounted **LEMKEN** implements enable the Solitair 25 to be swapped easily between different cultivation implements.



## HELIODOR 9 TECHNICAL DATA

Description	Number of discs	Disc diameter (mm)	Line distance (mm)	Working width (cm)	Transport width (cm)	Weight without roller (approx. kg)	Can be combined with seed drill	Tractor output	
								kW	PS
<b>Mounted, rigid</b>									
Heliodor 9/200	16	510	125	200	200	570		37–59	50–80
Heliodor 9/250	20	510	125	250	250	712		46–74	63–100
Heliodor 9/300	24	510	125	300	300	852	x	55–88	75–120
Heliodor 9/350	28	510	125	350	350*	968	x	65–103	88–140
Heliodor 9/400	32	510	125	400	400*	1,084	x	74–118	100–160
<b>Mounted, hydraulically folding</b>									
Heliodor 9/400 K	32	510	125	400	300	1,791		74–118	100–160
Heliodor 9/450 K	36	510	125	450	300	1,859		83–132	113–180
Heliodor 9/500 K	40	510	125	500	300	1,928		92–147	125–200
Heliodor 9/600 K	48	510	125	600	300	2,206		110–176	150–240
Heliodor 9/700 K	56	510	125	700	300	2,482		129–206	175–280
<b>Semi-mounted, hydraulically folding</b>									
Heliodor 9/400 KA	32	510	125	400	300	2,829	x	74–118	100–160
Heliodor 9/450 KA	36	510	125	450	300	2,985	x	83–132	113–180
Heliodor 9/500 KA	40	510	125	500	300	3,151	x	92–147	125–200
Heliodor 9/600 KA	48	510	125	600	300	3,362	x	110–176	150–240
Heliodor 9/700 KA	56	510	125	700	300	3,582		129–206	175–280
<b>Trailed, hydraulically folding</b>									
Gigant 10/800 Heliodor 9	64	510	125	800	300	4,998		147–235	200–320
Gigant 10/1000 Heliodor 9	80	510	125	1000	300	5,560		184–294	250–400
Gigant 10/1200 Heliodor 9	96	510	125	1200	300	6,750		221–353	300–480
Gigant 12S/1600 Heliodor 9	128	510	125	1600	350*	10,746		294–471	400–640

\* Exceeds the permitted transport width for traffic on public roads in several countries

COMPACT DISC HARROWS | RUBIN

# RUBIN

## HIGHLY COMPETENT





The **Rubin 10** compact disc harrow from **LEMKEN** guarantees thorough soil cultivation with perfect results, even when cultivating lodged cereals, maize straw and tall green manure crops. Even under difficult conditions and at low working depths, the **LEMKEN Rubin 10** guarantees that soil and regrowth are mixed intensively.


When the **Rubin 10** reaches its limits, the **Rubin 12** kicks into action. Its working depth of up to 20 cm even gives cultivators a run for their money. Enormous clearances combined with large concave discs ensure optimum incorporation even with large quantities of crop residues.

# NO SIDE DRAFT DUE TO SYMMETRICAL ARRANGEMENT

The discs on the **Rubin** are arranged to produce symmetrical forces on both sides. This diminishes any side draft. It also reduces overlaps.

No corrections are required when working with GPS. This unique disc

arrangement enables high acreage performances to be achieved while saving fuel. The middle discs are offset to prevent blockages and provide for even tillage over the full working width.




# HIGH QUALITY DISC BEARING


The concave disc bearings on the **Rubin** are designed as maintenance-free angular ball bearings, so that there is no need to lubricate or adjust them.

## Optimum seal against dust and humidity penetration


The cap protects the seal on the bearing against wire and twine. The conveyor disc removes dust and



humidity from the bearing unit. The six-fold cartridge seal protects it from the inside.



# RECOIL CUSHIONING



When hitting obstacles, the concave discs deflect independently upwards and rapidly return to their working position. In the basic position, the coil spring pushes the stop upwards.



When the protection is tripped, the spring is compressed. The stop remains on top.



The tripped element then deflects downwards. The stop can move down so that the recoil energy from the spring dissipates into the ground.



This cushions the recoil from the overload protection. The energy from the spring is transferred to the ground and does not place any strain on the frame.

SEE HOW OUR RECOIL CUSHIONING WORKS:



# EQUIPMENT & ADJUSTMENT



## Overload protection and spring elements

Each concave disc is individually attached to the frame with pre-tensioned coil springs. This means the optimum pressure is exerted. It also ensures that on hard soils the working depth is precisely maintained and the discs are guided closely along the tracks.

If there is an obstacle, the concave discs deflect upwards individually. Once the obstacle has been overcome, they quickly return to their working position. The springs are fitted with maintenance-free bearings, just like the discs.

## Central control

A self-locking feature allows easy adjustment of the harrow's working depth. No additional locking mechanism is required. Quick adjustment to changing working conditions ensures optimal working results.



## Impact and levelling harrow

**1** | The impact harrow behind the first row of concave discs guides the soil flow, which is slowed down ahead of the second row. This enables the impact harrow to provide intensive mixing and crumbling of the soil.

**2** | The levelling harrow behind the second row of discs leaves a level surface by deflecting the flow of soil and levelling it perfectly.

# THE RUBIN 10 IN DETAIL

THE RUBIN 10  
IN ACTION:



## Hardened DuraMaxx discs

With a 20% longer service life  
compared to Dural discs



## Central depth adjustment

On the impact and levelling harrows



## Levelling harrow

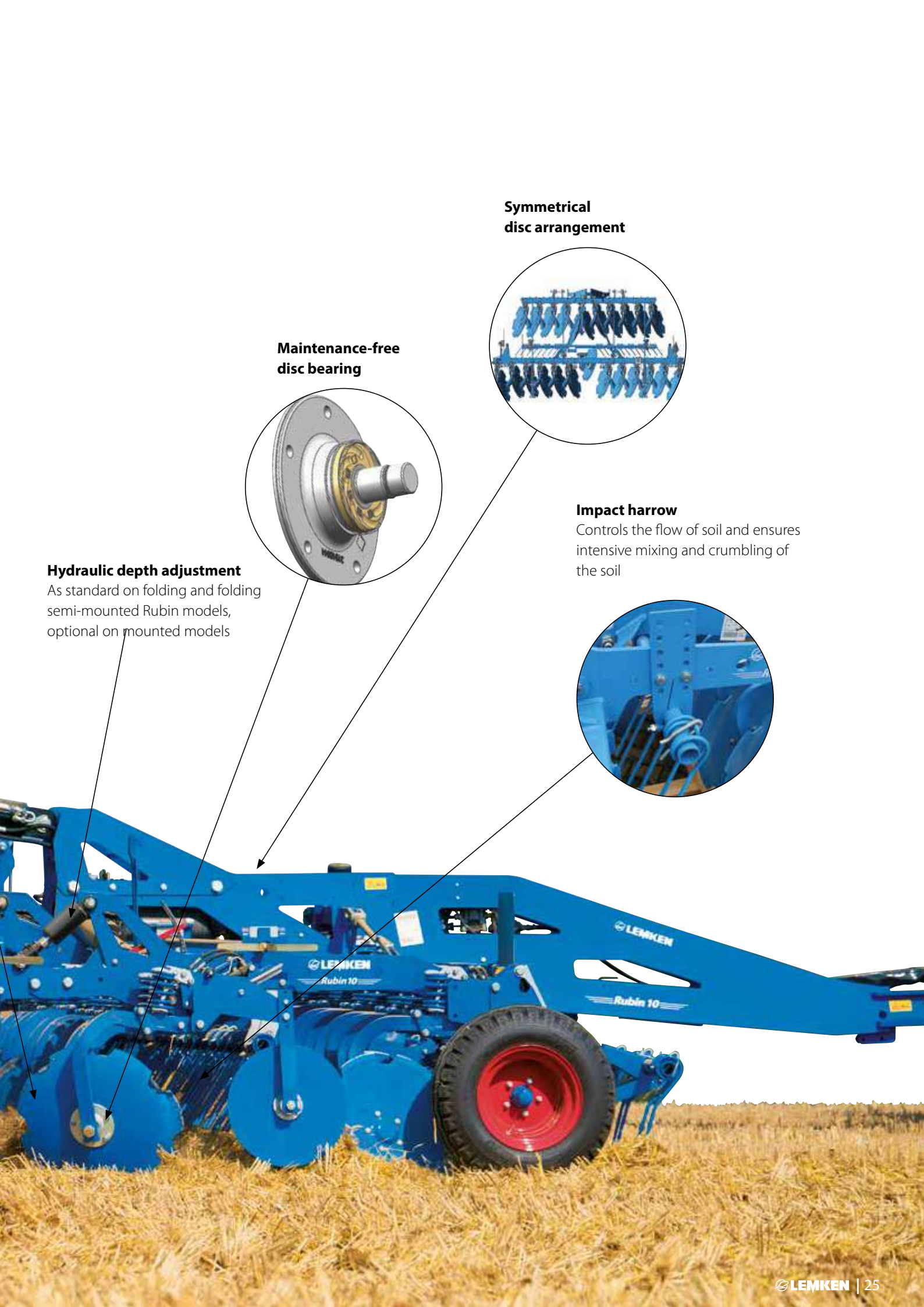
Leaves an even surface

## Wide range of trailing rollers


For use in all conditions








**Symmetrical disc arrangement**



**Maintenance-free disc bearing**




**Hydraulic depth adjustment**

As standard on folding and folding semi-mounted Rubin models, optional on mounted models

**Impact harrow**

Controls the flow of soil and ensures intensive mixing and crumbling of the soil



# RANGE OF MODELS

## RUBIN 10



### **Mounted and rigid (U)**

The Rubin 10 basic mounted model is a great choice for a variety of applications.

### **Mounted and hydraulically folding (KU)**

The mounted version of the Rubin 10 can also be supplied with a hydraulic folding mechanism as well as an automatic transport locking device.



### **Semi-mounted and hydraulically folding (KUA)**

The Rubin 10 is also available as a semi-mounted model from a working width of four metres. The hydraulic folding mechanism with automatic transport locking device is also included as standard with this model.


# DISCS SPECIALLY POSITIONED

The discs are inclined 20° to the soil. Their angle to the direction of travel is 17° towards the outside in the front row and 15° towards the centre in the rear row. This special disc positioning provides

optimal penetration and ensures cultivation over the full working width. The result: optimum soil mixing and crumbling.



The concave discs of the **Rubin 10** are attached individually to a surface hardened stalk. Its special shape provides maximum space between the discs. The optimised clearances between the discs enable the **Rubin 10** to operate without clogging, even under very damp and sticky conditions.





### 3-point mounting

Two mounting positions for the lower link and a headstock equipped with several upper link holes allow a wide range of adjustments of the mounted **Rubin 10**.

For use with different tractors and in various soil conditions.



### Working depth

On rigid implements, the working depth is adjusted either hydraulically or with a series of holes. All folding **Rubin 10** models feature a hydraulic working depth adjustment.

An easy-to-read display facilitates working depth adjustments.



### Safe, versatile

The folding, semi-mounted version of the **Rubin 10** is available with either a simple transport trailer or a combination trailer. Semi-mounting reduces tractor loads and ensures safe transport via roads, even at large working widths. Different wheel sizes and optional brake systems provide soil protection and safety. The ModuLight LED also helps to provide maximum safety on the road.

# WELL COMBINED

The optional combination trailer allows the **Rubin 10** to be quickly coupled up to the **Solitair 25** pneumatic seed drill. This enables you to work with optimum efficiency during both mulch seeding and conventional drilling. If a catch crop is to be sown for cover at the same time as stubble cultivation, various different compact disc harrow models, e.g. the Rubin 10 as shown here, can be combined with the SeedHub. Identical seed drill coupling points on all semi-mounted **LEMKEN** implements enable the **Solitair 25** to be swapped easily between different cultivation implements.



# SEMI-MOUNTING WITH TRANSPORT WHEEL

Semi-mounting with transport wheel is optionally available for all mounted implements. This ensures that road transport regulations are complied with and maximum ground clearance is

ensured when using heavy trailing rollers. The transport wheel reduces the load on the rear tractor axle when the implement is raised, providing greater stability during road transport. The wheel is raised and

lowered without an extra spool valve. This allows the **Rubin 10** to be used with smaller tractors with lower lifting capacities and permitted axle loads.



# INTELLIGENT STRAW DISTRIBUTION

With ever wider cutting units, combine harvesters have come to leave straw unevenly distributed on the fields. Compact disc harrows incorporate it well into soil, yet their system design does not enable them to improve longitudinal distribution. As a consequence, harvest residue rots only slowly and unevenly in places, which may impact negatively on the development of the next crop. The self-regulating straw harrow, which is mounted in front of the first row of discs

on semi-mounted compact disc harrows, provides an effective solution to this problem. The leading straw harrow pulls harvest residue apart. It transfers it to the discs in smaller amounts, thus ensuring good longitudinal distribution. The system is hydraulically self-contained and requires no additional spool valve. Very simple handling, as the system does not need to be adjusted by the operator.

The harrow automatically folds towards the rear during transport and at the headland and provides sufficient clearance for the tractor.





# COMFORTABLE SWIVELLING OF THE OUTER CONCAVE DISCS

## Mechanical concave disc swivel adjustment (standard)

Easy, low-cost conversion from the transport to the working position.

## Hydraulic concave disc swivel adjustment (optional)

Easy switch from transport to working position from right inside the cab.







### Rubin 10 KUA depth control wheels

The semi-mounted **Rubin 10** can be equipped with depth control wheels. These ensure consistent working depths and smooth operation in variable soil conditions, as well as precise pass alignment along slopes.

The positioning of the wheels inside the working width provides exceptional agility at the headland. The self-balancing system is hydraulically self-contained and requires no additional spool valve. Very simple handling, as the system does not need to be adjusted by the operator. Optimal tractor load distribution.

## RUBIN 10 TECHNICAL DATA

Description	Working width (approx. cm)	Number of discs	Weight without rollers (approx. kg)	HP	KW
<b>Mounted, rigid, folding outer concave discs</b>					
Rubin 10/250 U	250	20	1,480	87–125	64–92
Rubin 10/300 U	300	24	1,630	105–150	78–111
Rubin 10/350 U	350	28	1,760	123–175	91–130
Rubin 10/400 U	400	32	1,890	140–200	104–148
<b>Hydraulically folding</b>					
Rubin 10/400 KU	400	32	2,740	140–200	104–148
Rubin 10/450 KU	450	36	2,961	158–225	117–167
Rubin 10/500 KU	500	40	3,161	175–250	130–185
<b>Hydraulically folding, semi-mounted</b>					
Rubin 10/400 KUA	400	32	3,350	140–200	104–148
Rubin 10/450 KUA	450	36	3,550	158–225	117–167
Rubin 10/500 KUA	500	40	3,850	175–250	130–185
Rubin 10/600 KUA	600	48	4,600	210–300	156–222
Rubin 10/700 KUA	700	56	5,450	245–350	182–259

# HIGHLIGHTS



## RUBIN 12

**High quality, maintenance-free disc bearing**

THE RUBIN 12  
IN ACTION:



**Levelling harrow**  
Leaves an even surface




**Wide range of trailing rollers**  
For use in all conditions

**Serrated concave discs**  
With a diameter of 736 mm and a material thickness of 6 mm




**Central depth adjustment**

Enables quick adjustment to varying working conditions



**Impact harrow**

Controls the flow of soil and ensures intensive mixing and crumbling of the soil



**Overload protection and spring elements with recoil cushioning**

Provide perfect results, even under difficult conditions

# RANGE OF MODELS

## RUBIN 12



### **Mounted and rigid (U)**


A trailer frame with transport wheel is optionally available for all rigid implements, which ensures that road transport regulations are complied with when using heavy trailing rollers.



### **Semi-mounted and hydraulically folding (KUA)**

The Rubin 12 is also available with hydraulic folding from a working width of four metres. This model is always semi-mounted.

# THE (DISC) POSITIONING IS WHAT COUNTS



20°

The discs are angled at 20° to the ground and 16° in the direction of travel on the front row and 14° on the back row. This provides optimal penetration and ensures cultivation over the whole working width.

In this way, optimal mixing and crumbling results are achieved.



16°

The concave discs on the **Rubin 12** are attached individually to a surface-hardened stalk. Its special shape provides maximum clearance between the discs.

The optimised clearance between the discs enables the **Rubin 12** to operate without blockages, even with large quantities of crop residues.

FIND OUT MORE ABOUT THE DISC POSITIONING ON THE RUBIN 12



# THE RIGID RUBIN 12



## 3-point mounting

Two mounting positions for the drawbar and a pivotable headstock allow a wide range of adjustments of the mounted **Rubin 12**.

Ideal for hassle-free use with different tractors and in various soil conditions. Super convenient: The headstock for the upper link coupling can be easily swivelled to the front to achieve a greater lifting height.



## Semi-mounting with transport wheel

A trailer frame with transport wheel is optionally available for all rigid implements. This ensures that road transport regulations are complied with when using heavy trailing rollers.

The transport wheel reduces the load on the rear tractor axle when the implement is raised, providing greater stability during road transport.

The roller is lifted out mechanically using the transport wheel, meaning there is no need for a control unit.



## Working depth

On rigid implements, the working depth is adjusted either hydraulically or with a series of holes.

The levelling harrow is automatically adjusted to changes in the working depth.

# THE FOLDING RUBIN 12

The **working depth** of the folding semi-mounted implements is adjusted hydraulically. The depth indicator, integrated into the frame, can be easily read from the tractor cabin.



## Pendulum Device

The folding semi-mounted implements with 4, 6 and 7 metre working widths are equipped with trailing rollers with self-levelling suspension. Both rollers oscillate autonomously, so that an optimal ground adaptation is ensured even with large working widths.



## Integrated carriage for better agility

The carriage on the semi-mounted **Rubin 12** compact disc harrow is integrated into the frame. The compact disc harrow is therefore extremely compact, stable and very manoeuvrable. Its favourable weight distribution allows the use of heavy trailing rollers to achieve a good reconsolidation. The short distance between the coupling points and the transport wheels allows the semi-mounted Rubin to be very easily manoeuvred.







## RUBIN 12 TECHNICAL DATA

Description	Working width (approx. cm)	Transport width (approx. cm)	Number of discs / Ø (mm)	Weight without rollers (approx. kg)	HP	kW
<b>Mounted, rigid, folding outer concave discs</b>						
Rubin 12/300 U	300	300	18/736	2,046	135–240	99–177
Rubin 12/350 U	350	350*	18/736	2,141	158–280	116–206
Rubin 12/400 U	400	400*	22/736	2,616	180–320	132–235
<b>Semi-mounted, hydraulically folding</b>						
Rubin 12/400 KUA	400	300	22/736	4,402**	180–320	132–235
Rubin 12/500 KUA	500	300	30/736	5,257**	225–400	165–294
Rubin 12/600 KUA	600	300	34/736	5,732**	270–480	199–353
Rubin 12/700 KUA	700	300	42/736	6,630**	315–560	231–410

\* Exceeds the permitted transport width in several countries

\*\* Axle load exceeds 3t, braked version

# WE'RE HERE FOR YOU

## PROVIDING A PROFESSIONAL **ALL-ROUND SERVICE**

On-demand assistance. All around the world. That's **LEMKEN** service. The LEMKEN team provides professional advice as well as a speedy supply of machinery and parts via:

18 convenient branches and external warehouses in Germany, our own sales companies and importers in over 50 countries, and of course, a great many well-educated sales advisers and service technicians at specialist agricultural machinery dealers.




## FOR HIGH-QUALITY ORIGINAL WEAR PARTS

Our **LEMKEN** original wear parts enable your **LEMKEN** implement to stay as it is: an original. Whichever machine you need a replacement part for, we ensure that the original parts are always available for **LEMKEN** implements. Not only in the short term, but for years to come.



## FOR A SPEEDY **SUPPLY OF REPLACEMENT PARTS**

The right parts at the right time in the right place — this is how a reliable replacement parts service should operate. Our professional logistics handling service ensures we can supply a wide range of replacement parts at speed, whenever and wherever they are needed.



**“Fresh air in the morning.  
Always moving forward. The  
smell of fresh soil.  
Knowing that the field is  
tilled as well as it can be.  
Regardless of extreme  
weather. That is my  
moment.”**

In order to achieve optimum results, stubble and primary soil cultivation requires a well considered approach that is adapted to a farm's location, soil and current crop rotation. We offer a wide range of machinery that is ideal for stubble cultivation and mulch seed preparation. Because your soil deserves the best. And so do you!  
Our driving force: Your success!

LEMKEN 05/20\_17514760/en. All data, dimensions and weights are subject to ongoing further technical development and are therefore not binding. Weights given are always based on standard features. All information given is subject to change without notice.

**LEMKEN GmbH & Co. KG**  
Weseler Strasse 5  
46519 Alpen, Germany  
Tel. +49 2802 81-0  
Fax: +49 2802 81-220  
[info@lemken.com](mailto:info@lemken.com)  
[www.lemken.com](http://www.lemken.com)

Your specialist LEMKEN dealer: